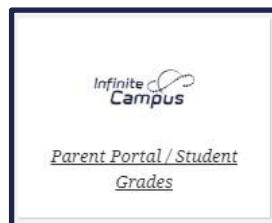





Assessment Results in IC Parent Portal

Paulding County School District - Engage. Inspire. Prepare.

Your student's state assessment results can be located in the Infinite Campus Parent Portal. To access the IC Parent Portal, go the PCSD website at www.paulding.k12.ga.us. Below the photo banner, you will find a series of icons. Click on the icon labeled **Infinite Campus Parent Portal/Student Grades**.

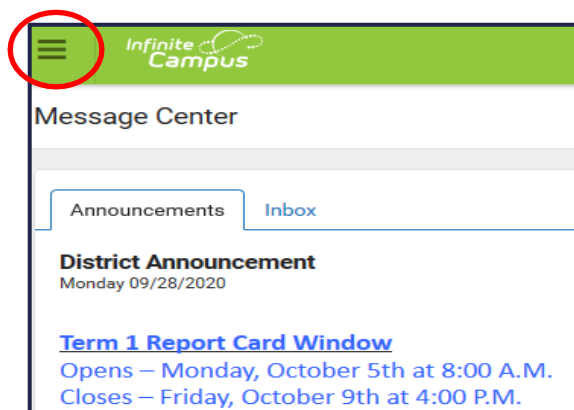


On the next page, click on the button for **Campus Parent**.



Enter the **Parent Username and Password** and click **Single Sign On**. If you cannot remember your password, use the provided link to request a password reset. If you continue to have issues logging into the site, please visit the following site for more information: <https://www.paulding.k12.ga.us/domain/4142>

Once you have logged into your Parent Portal account, click on the **three bars** in the top left corner to open the Portal menu. Click **more** from the drop-down menu.

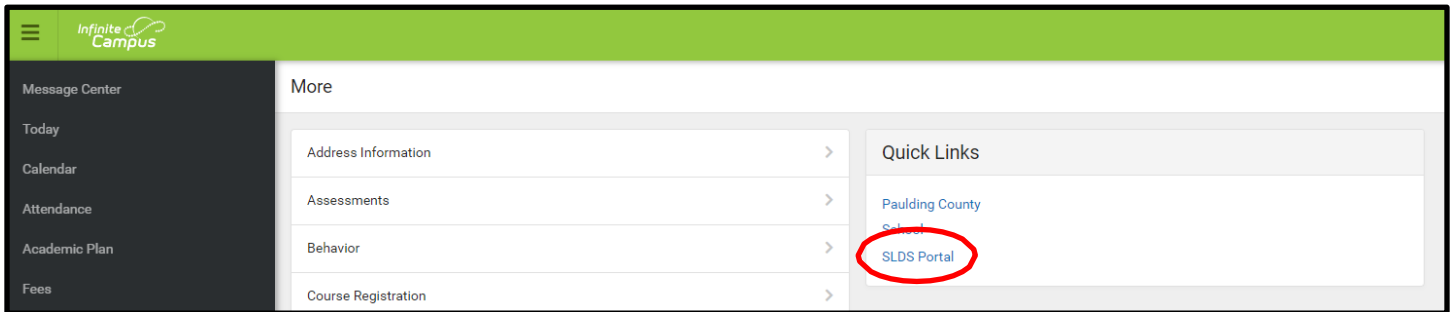




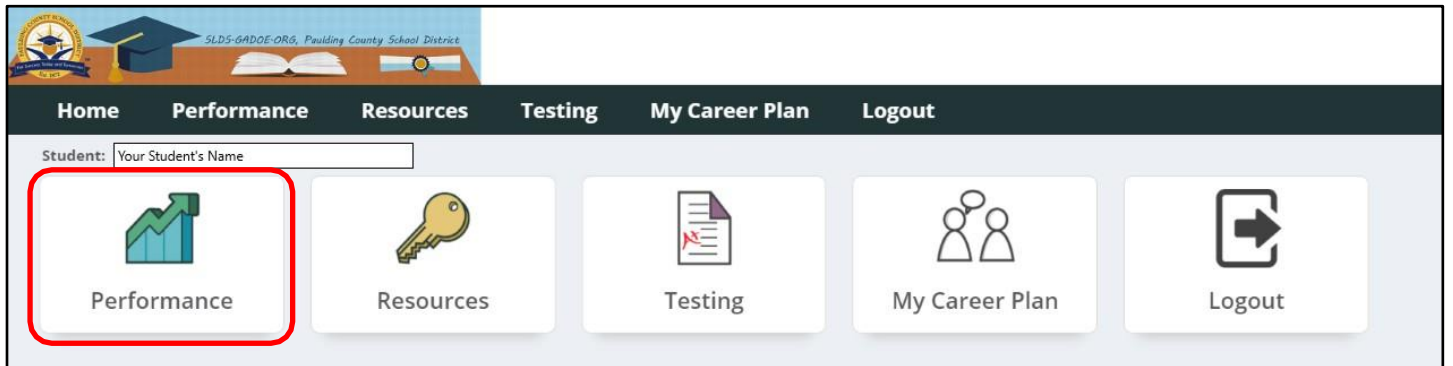
Assessment Results in IC Parent Portal

Paulding County School District - Engage. Inspire. Prepare.

To the right of the Parent Portal menu, click on **SLDS Portal** under the Quick Links section.



The state's SLDS Portal home page will display next. Click on the **Performance** icon to view state assessment results.



On the Performance page, you can find state assessment results in **two locations**. To open a **PDF of the score report**, click on the **name of the assessment** shown at the top of the page below.



State assessment results can also be found further down the page under the **State Assessments dashboard**.

